



SPUD ASSEMBLY - SHALLOW SIDE

SPUD ASSEMBLY-DEEP SIDE




Straps Mk S1, S2, S3 & S4


FULL SIZE DETAIL




GUIDE M&G2
4 REQD
Details not shown are the
same as "G1"




STRAP MS
1 BE00




STRAPINGS
4 REQD




STRAP M'S
4-REDD




BRACKET
4-READ AS SHOWN MB
4-READ OPP HAND MB




BRACKET
4 REQD AS SHOWN-NABE
4 REQD OPP HAND-NABE




STRAP M54
1. REOD



BRACKET
8-REED AS SHOWN IN B4



BRACKET
B REQD AS SHOWN M.BZ
NOTE: Brackets Mk B2 &
to be bent the same as
B1



8 BOLTS REQD AS SHOWN

NOTE: All holes $15/16"$ unless noted otherwise
Bolts $7/8"$, Rivets $3/4"$

MERRITT & CHAPMAN & SCOTT CORP
17 BATTERY PLACE
NEW YORK - N.Y.

REVISED	SPUD DETAILS	
	PIERS No 4 & No 5	
	DEER ISLAND - SEDGWICK BRIDGE	
	Scale	Date - 3-2-38
	Drawn by V.A.K.	Approved
	Checked by	
	JOB NO 625	DWG NO 3556-18

